

HOW TO ACCESS SORA

SORA checkout policies:

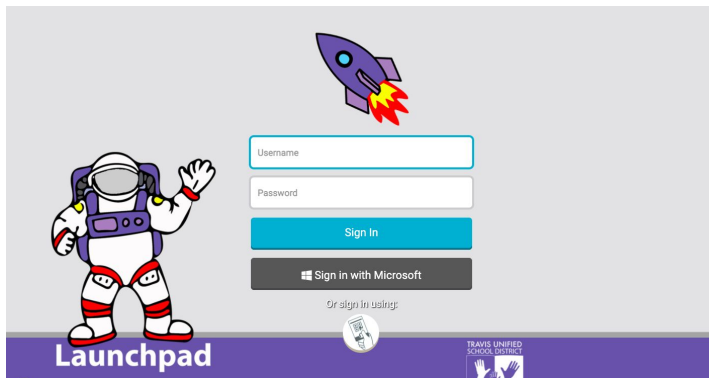
- (1) book at a time
- You can put up to 5 books on hold at a time
- Your book will be automatically returned unless you renew it (Directions below)

For general SORA Instructions by video:


- Select SORA
<https://help.overdrive.com/en-us/9709.html>

How to access SORA on Launchpad:

Login:



Then Select "SORA"

















Students should be automatically logged in!

Instructions on how to check out a book are below:

How to Check Out a Book

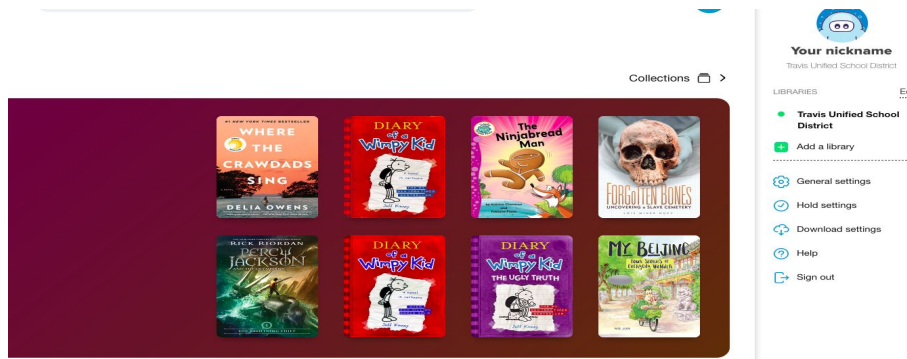
- Use Explore to find a book
- If a book is checked out, you can click **Place hold** and you will be added to the waitlist
- If a book is available, click **Borrow**
- You may have (1) book out at a time and it will return itself after two weeks unless you renew

<p>The Bad Seed · Jory John</p>  <p>Place hold </p> <p>Read sample</p> <p>Add to list</p>	<p>We Don't Eat Our Classmates · Ryan T. Higgins</p>  <p>Place hold </p> <p>Read sample</p> <p>Add to list</p>	<p>The Lightning Thief · Rick Riordan</p>  <p>Place hold </p> <p>Read sample</p> <p>Add to list</p> <p>#1 in Series</p>	<p>Invisible Emmie · Terri Libenson</p>  <p>Place hold </p> <p>Read sample</p> <p>Add to list</p>
<p>Rodrick Rules · Jeff Kinney</p>  <p>Borrow</p> <p>Read sample</p> <p>Add to list</p> <p>#2 in Series</p>	<p>One of Us Is Lying · Karen M. McManus</p>  <p>Borrow</p> <p>Read sample</p> <p>Add to list</p>	<p>The Hate U Give · Angie Thomas</p>  <p>Place hold </p> <p>Read sample</p> <p>Add to list</p>	<p>The One and Only Ivan · Katherine Applegate</p>  <p>Place hold </p> <p>Read sample</p> <p>Add to list</p>

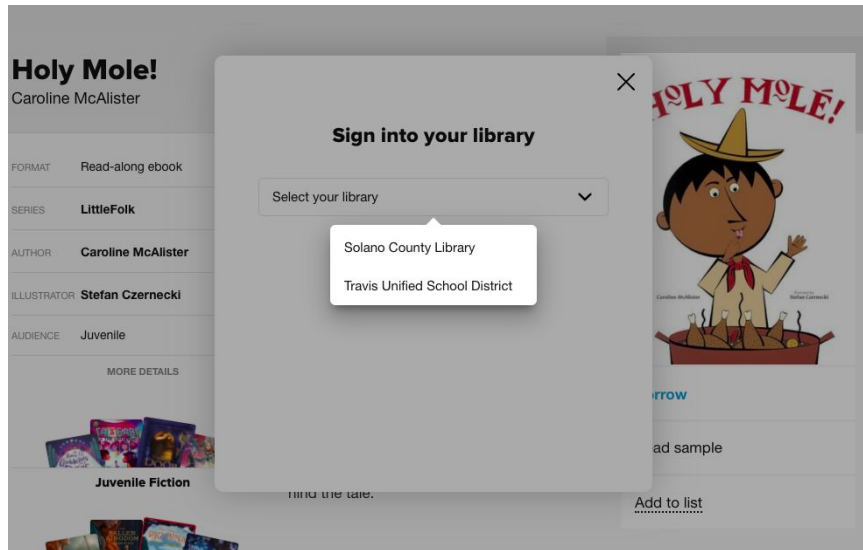
How to Check out E-books from Solano Library

To add Solano County Library offerings:

- Select “Add a Library” in the left column
- Type Solano County Library
- You DO NOT need a library card to check out books



The screenshot shows a library app interface. At the top, there's a header with a blue logo and the text "Your nickname" and "Travis Unified School District". Below this is a "LIBRARIES" section with "Travis Unified School District" listed and an "Add a library" button. A "Collections" button is also visible. The main area displays a grid of book covers, including titles like "Where the Crawdads Sing", "Diary of a Wimpy Kid", "The Ninjabread Man", "The Lightning Thief", "The Hate U Give", "The One and Only Ivan", "The Ugly Truth", and "Mz. Belting". A sidebar on the right contains settings options: "General settings", "Hold settings", "Download settings", "Help", and "Sign out".



- Type in Solano County Library
- Click “This is My Library”
- You will be automatically logged into Solano every time you sign on.

When you check out a book through the Solano Library you do not need a library card. Just select Travis Unified and it will automatically allow you to check the book out. You will auto-log into Solano County Library as well as Travis USD.

Here is a SORA Video: <https://help.overdrive.com/en-us/9709.html>